

Feed-off-the-arm, Double Chainstitch Machine


MS-1190 SERIES MS-1260 SERIES



MS-1190



MS-1261/V045



The machine finishes a wide range of high-quality products, from silk to extra heavy-weight materials for jeans.

The machine achieves beautifully-finished seam while preventing puckering and stitch skipping.



● Wrong side of double chainstitch seam.



● Low-tension sewing ensures balloon stitches with a soft feeling.

Low-tension stitching ability and improved stitching mechanism prevents puckering.

Both needle thread tension and bobbin thread tension have been decreased after reinvestigation of the double chainstitching mechanism. Furthermore, the stitch dial, gauges and looper have been dramatically improved, thereby forming beautifully finished seams and preventing puckering.

The machine prevents stitch skipping even when it runs at high speed, ensuring high-quality products.

Relation between the needle and the looper, and the relation between the needle and the feed have been changed. This enables the machine to consistently form seams of uniform quality. The machine prevents stitch skipping when it runs at high speed, thereby producing higher-grade products.

The machine is equipped as standard, with newly developed folders which enable the machine to perform stitching with consistency.

Newly developed folders are equipped as standard for the machine. The folders are designed to match the presser foot and allow overlapping material to be fed smoothly under them. They are easy to use and improve consistency in sewing. Many different kinds of folders are prepared in accordance with the materials to be used, ranging from folders for extra heavy-weight materials to medium-weight materials.

The machine has improved ease of operation.

The shape of the bed has been designed to allow the operator to handle it with ease. The push-button type stitch length dial has been introduced to change the feed amount. The timings of the feed driving cam and the looper rocking cam can be separately adjusted. All of these features are designed for easier operation and maintenance.



- 1 The needle thread path has been dramatically modified to improve sewing consistency.
- 2 The needle clamp is equipped with a thread guide, thereby preventing puckering.
- 3 Many different types of improved gauge sets have been prepared. The operator can choose the one best-suited for the type of material to be used.
- 4 Newly-developed folders indirectly support the production of high-quality products.
- 5 The shape of the bed has been designed for easier handling.

2-needle / 3-needle
Double Chainstitch Machine

MS-1260 SERIES

The machine is the leading double chainstitch machine for heavy-weight materials and achieves higher efficiency in operation and higher quality of finished products.

MS-1261/V045





Table stand and motor are separately available.



The looper tucks the thread without fail, thereby preventing stitch skipping.

The placement of the feed mechanism has been changed to decrease the feed amount when the needle enters the material, thus preventing the needle from bending. The bobbin thread is clamped without fail, thereby producing consistent thread loops. The looper tucks the needle thread without fail, thereby finishing uniform seams.



The machine prevents uneven material feed.

Differences in height between the feed dog and the sole of the presser foot can be appropriately specified and adjusted in accordance with the material thickness. Folders allow the material to be smoothly fed and the cloth puller (optional) has improved fulcrum so that it can run on the material and prevent uneven material feed.



The machine provides beautifully-finished seams even when heavy-weight material is used.

Thanks to the thread guide located between the needle bar thread take-up and the intermediate tension release lever, the timing to tense the needle thread can be changed and the bobbin thread tension can be decreased. As a result, the machine is capable of beautiful finished stitches with a soft appearance even when heavy-weight material is used.



The feed mechanism smoothly feeds the material, thereby allowing the machine to finish seams with consistency.

The number of teeth of the feed dog has been increased so that it can easily catch overlapping material. The shape of the presser foot has been modified to prevent single-sided contact with the overlapped part. The movable needle guard (rear) is provided with a vertical adjusting mechanism. These features contribute to smoother feed of heavy-weight materials, thereby preventing stitch skipping.



● Beautifully-finished seams are produced by smoothly feeding the overlapped parts of heavy-weight material.

● Wrong side of double chainstitch seam.

Many different optional devices, that help improve seam quality and facilitate operation have been prepared for the machine.

OPTIONS

Cloth puller V045/V046

The cloth puller is an auxiliary tool for smooth feed of the material. The top roller type cloth puller (V045) can be used for medium- to extra heavy-weight materials for jeans. The top and bottom roller type cloth puller (V046) can be used for light- to medium-weight materials. Furthermore, you can choose either a rubber cloth puller that is soft on material, or steel cloth puller that securely clamps the materials.

V045	Top roller type	Made of rubber	Part No. MAV-04500AA0
		Made of steel	Part No. MAV-04500AA0

V046	Top and bottom roller type	Made of rubber	Part No. MAV-04600AA0
		Made of steel	Part No. MAV-04600AA0

V045



AT27

CL-3

Chain-off thread cutter AT27

The chain-off thread cutter is operated by the knee switch or the pedal switch. The chain-off thread cutter comes in three different types in accordance with the types of cloth pullers and whether or not the machine is equipped with cloth puller.

AT27	Without cloth puller	Pedal switch type	Part No. GAT-27000AA0
		Knee switch type	Part No. GAT-27000CA0
	For V045	Pedal switch type	Part No. GAT-27000AA0
		Knee switch type	Part No. GAT-27000DA0
	For V046	Pedal switch type	Part No. GAT-27000BA0
		Knee switch type	Part No. GAT-27000EA0

Needle cooler CL-3

The needle cooler is a device to prevent thread breakage caused by a hot needle. The needle cooler equipped with an auxiliary blower (for light-weight materials) available, and this allows the material to be easily rolled in at the sewing start.

CL-3	Standard	Part No. GCL-03000AA0
	With an auxiliary blower for light-weight materials.	Part No. GCL-03000AA0

Silicon oil lubricating unit for the needle thread

Silicon oil lubricating unit is an auxiliary device to reduce the frequency of thread breakage caused by a hot needle.

For MS-1190 series	Part No. 129-45168
For MS-1260 series	Part No. 129-76254

MS-1261/V045



Pneumatic auto-lifter AK81

The pneumatic auto-lifter helps reduce the operator's fatigue and enables the operator to operate the sewing machine rhythmically.

AK81	Pedal switch type	Part No. GAK-81000AA0
	Knee switch type	Part No. GAK-81000AA0

The picture shows the knee-operation type of pneumatic auto-lifter.

SPECIFICATIONS

Model name	MS-1190 MS-1190/V046	MS-1190M MS-1190M/V045	MS-1260/V045 MS-1260	MS-1261M/V045 MS-1261M	MS-1261/V045 MS-1261
Application	For light-weight materials	For medium-weight materials	For medium- to heavy-weight materials		For extra heavy-weight materials for jeans
No. of needle	2			3	
Max. sewing speed	4,000rpm (normal 3,500rpm)			3,600rpm (normal 3,000rpm)	
Needle bar stroke	28.0mm			33.2mm	
Needle (at the time of delivery)	SCHMETZ B-64 (Nm80) Nm60~Nm90 ORGAN TVX64-NY (#12) #8~#14	SCHMETZ B-64 (Nm100) Nm80~Nm120 ORGAN TVX64-NY (#16) #12~#19	SCHMETZ UY128GAS (Nm120) Nm100~Nm140 ORGAN UYX128GAS-NY (#19) #16~#22		SCHMETZ UY128GAS (Nm130) Nm100~Nm140 ORGAN UYX128GAS-NY (#21) #16~#22
Needle gauge	3.2mm (1/8"), 4.0mm (5/32"), 4.8mm (3/16"), 5.6mm (7/32"), 6.4mm (1/4")		4.8mm (3/16")	5.6mm (7/32"), 6.4mm (1/4"), 7.2mm (9/32"), 8.0mm (5/16"), 9.6mm (3/8")	
Stitch length	1.2~3.2mm			1.4~4.2mm	
Lift of the presser foot	10mm				
Thread take-up lever	Thread pulling cam type thread take-up lever		Needle bar thread take-up lever		
Circumference of tube at the needle entry	171mm			190mm	
Needle guard	Longitudinally-fixed needle guard			Backward travelling needle guard	
Stitch adjusting system	By push-button (with locking mechanism)				
Lubrication	Semi-automatic lubrication				
Lubricating oil	JUKI New Defrix Oil No.1 (equivalent to ISO VG7)				

WHEN YOU PLACE ORDERS

Please note when placing orders, that the model name should be written as follows:

MS1190 □ □ / □ □ □ □ □ □ □ □

Optional device-1 Optional device-2

Application	Code	Needle gauge	Code
For light-weight materials (standard)	M	3.2mm (1/8")	B
		4.0mm (5/32")	C
For medium-weight materials		4.8mm (3/16")	D
		5.6mm (7/32")	E
		6.4mm (1/4")	F
		7.9mm (5/16")	H

MS1260D / □ □ □ □ □ □ □ □

Optional device-1 Optional device-2

Needle gauge	Code
4.8mm (3/16")	D

MS1261 □ □ / □ □ □ □ □ □ □ □

Optional device-1 Optional device-2

Optional device-1	Code
Not provided	
V045 Rubber	V045R
Steel	V045S
V046 Rubber	V046R
Steel	V046S

Optional device-2	Code	
Not provided		
Chain-off thread cutter (AT27)	Without cloth puller	
	Pedal switch type	F
	Knee switch type	G
	For V045	
	Pedal switch type	A
	Knee switch type	H
For V046		
Pedal switch type	B	
Knee switch type	J	
Needle cooler (CL-3)	C	
Needle cooler with folder air blow type	D	
Silicon oil lubricating	E	
Pneumatic auto-lifter AK81	Pedal switch type	P
	Knee switch type	K
A + C + E + K	01	
A + D + E + K	02	
A + C + P	03	

Application	Code	Needle gauge	Code
For extra heavy-weight materials (standard)	M	5.6mm (7/32")	E
		6.4mm (1/4")	F
For medium-weight materials		7.2mm (9/32")	G
		8.0mm (5/16")	H
		9.6mm (3/8")	K

● To order, please contact your nearest JUKI distributor.

JUKI® 8-2-1, KOKURYO-CHO, CHOFU-SHI,
TOKYO 182-8655, JAPAN
PHONE : (81) 3-3480-2357, 2358
FAX : (81) 3-3430-4909, 4914
http://www.juki.com

* Specifications and appearance are subject to change without prior notice for improvement.
* Read the instruction manual before putting the machine into service to ensure safety.
* This catalog is printed on recycle paper.



JUKI CORPORATION HEAD OFFICE
The environmental management system to promote and conduct
① the technological and technical research, the development and design of the products in which the environmental impact is considered,
② the conservation of the energy and resources, and the recycling, in the research, development, design, distribution, sale and maintenance service of the industrial sewing machines, household sewing machines and industrial-use robots, etc. and in the purchase, distribution and sale of the household commodities including the healthcare products.